



## What to expect from Flux 2020 Virtual Congress

### Web App & Mobile App

On the day of the congress you will login to the Flux Congress through the website [here](#) using the button to enter the congress. ***\*The platform recommends using Chrome as your browser.*** If you have used Whova before as a conference app or virtual app, please login with your email and password. If you have never used Whova before or used it with a different email address, please click on "sign up here" as itemized in the screenshot.

Please be sure to use the email address you used to register for the Flux Congress.

You can also download the Whova App on your phone or tablet using the App Store.

A screenshot of the Whova login page. The page has a white background with a blue border. At the top, it says "Sign in using your Whova account". Below this are two input fields: "Email" with a placeholder "Enter email" and "Password" with a placeholder "Enter password". Below the password field is a link "Forgot your password?". A blue "Sign in" button is below the password field. At the bottom, it says "Don't have an account" followed by a link "Sign up here" which is circled in red with a red arrow pointing to it. At the very bottom, it says "Whova Virtual Conference Platform".

## Main Conference Lobby:

Once you have logged in, you will first see the home page of the Flux Virtual Congress. From this space you can click on the various areas in the menu on the left to access sections of the conference.

Click on Agenda to see any sessions in the program.

Click on Attendees to view and message individuals directly.

Click on Community to enter chat spaces with other attendees.

Click on Sponsors to view the organizations supporting Flux this year.

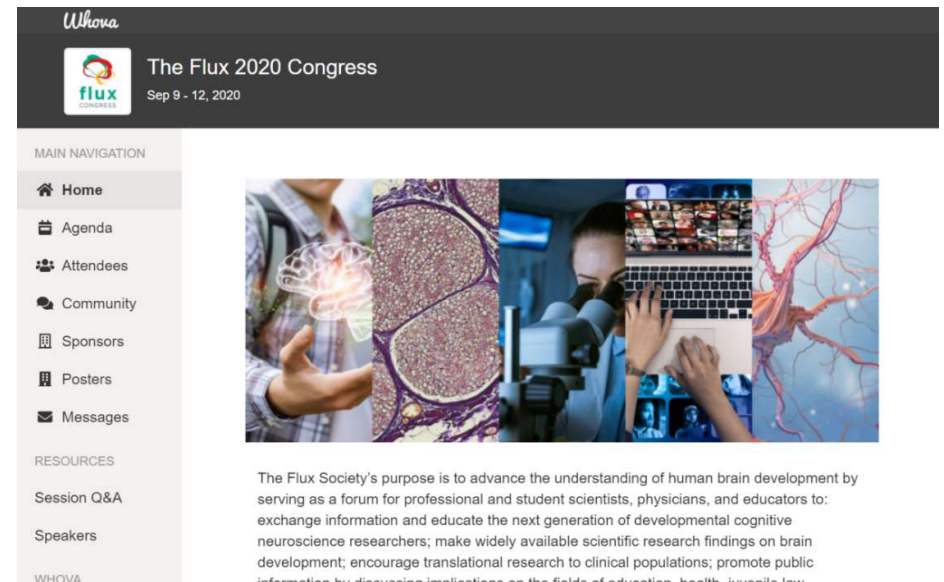
Click on Posters to view all the 2020 Flux Poster Presentations.

Click on Messages to view your personal messages within the platform.

Please scroll down to find out more information on the various virtual spaces.

## Agenda:

Within Agenda, you can scroll through each day and see the full program. Ahead of time add items to your agenda for quick viewing. All times listed for sessions are the launch time of the session. After the listed time, sessions are available to watch 'on demand' as your schedule allows. All LIVE events are marked and available only at that time.





# The Flux 2020 Congress

Sep 9 - 12, 2020

Sponsor level:  
Gold



Kennedy Krieger Institute

## MAIN NAVIGATION

Home

Agenda

Attendees

Community

Sponsors

Posters

Messages 2

## RESOURCES

Session Q&A

Speakers

Whova Guides

Filter by tracks ▾

Search session name, location, or speaker name...

Full Agenda

My Agenda



Thu  
Sep 10

Fri  
Sep 11

Sat  
Sep 12



8:00 AM

Main Conference

Welcome

8:00 AM - 8:15 AM

Speakers: Beatriz Luna, Jennifer Pfeifer


View Session

Add to My Agenda


## Inside a Session:

Once a session has started (or previously played), you can View Session to enter and watch the presentation. You can add questions for the speakers or chat with others by text on the right side of the screen.

UWhova

**The Flux 2020 Congress**  
Sep 9 - 12, 2020  
[Click here to view session list](#)

Sponsor level:  
Gold

 **Kennedy Krieger Institute**

MAIN NAVIGATION

[Home](#)

[Agenda](#)

[Attendees](#)

[Community](#)

[Sponsors](#)

[Posters](#)

[Messages](#) 2


RESOURCES


[Session Q&A](#)

[Speakers](#)

[Whova Guides](#)

[Show Agenda](#)

  
**Flash Talks #1**  
Flux 2020 Virtual Congress



[Session Q&A](#)

[Chat](#)

[Community](#) 6

[Ask a question](#)

## Inside a LIVE ZOOM Session:

Q&A sessions that follow the presentations are live via Zoom but provided WITHIN the Whova platform for attendees. You will click on the Q&A session in the agenda to participate. Most sessions are offered as Webinars, where attendees can interact via chat, Q&A, but not video. If the live session is set up as a meeting, Whova will ask for your permission to share your video and audio through their application to Zoom for your full participation. There is no need to login separately to Zoom unless you are an official presenter/speaker for the live session. Please note that you can interact via the Session Q&A and chat box within Whova on the right as well as chat and/or Q&A in the Zoom box. The presenter may ask you specifically to use one during the session.



The screenshot displays the Whova platform interface during a live Zoom session. The interface is divided into three main sections:

- Left Sidebar (Navigation and Resources):**
  - MAIN NAVIGATION:** Home, Agenda, Attendees, Community, Sponsors, Posters, Messages (2).
  - RESOURCES:** Session (highlighted with a mouse cursor), Speakers, Whova Guides.
  - WHOVA:** Feedback to Whova, Organizer Tips, About Whova.
- Central Video Player Area:**
  - At the top, a green banner reads: "We specialize in Scientific, Academic and Research conferences."
  - The main video area shows a blurred image of a presentation slide with the word "PODIUM" visible.
  - Below the video, there is a row of colorful avatars representing participants.
  - At the bottom of the video player, there is a Zoom control bar with icons for Join Audio, Start Video, Participants (2), Share Screen, Chat, and More. A red "Leave Meeting" button is also present.
- Right Sidebar (Session Details and Interaction):**
  - At the top, there are tabs for "Session Q&A" (selected), "Chat", and "Community" (6).
  - Below the tabs, there is a section titled "Skills Exchange Sessions" with a "0 Likes" indicator.
  - The session title is "Skills Exchange 1: Public Outreach and Citizen Science".
  - The session details are: "Thu. Sep 10, 2020", "1:30 PM - 2:15 PM", "0 Attending", and "0 Questions".
  - At the bottom, there is a "Like session" button.

At the bottom right of the interface, there is a blue button labeled "Ask a question".



## Attendees:

You can view all attendees, send messages, and view profiles here. New for Flux Virtual, poster presenters will be reaching out to invite key researchers to visit their poster. Check your messages regularly throughout the congress.




# The Flux 2020 Congress








Sep 9 - 12, 2020

Organizing your own event?  Lauren Moline 

Sponsor level:  
Bronze


 Bioimage Suite

MAIN NAVIGATION

-  Home
-  Agenda
-  Attendees
-  Community
-  Sponsors
-  Posters
-  Messages 2

RESOURCES


- Session Q&A



**Deanna Greene**  
Assistant Professor  
University of California San Diego

Send Message


View Profile



**Katherine Grisanzio**  
1-B-5 Age-Related Changes in Negati...

Send Message


View Profile



**Suzanne van de Groep**  
PhD Candidate  
Erasmus University Rotterdam

Send Message

View Profile



**Ilse van de Groep**  
PhD Candidate  
Erasmus Universiteit Rotterdam


Send Message

View Profile

## Community:

The community section allows for you to connect with others via chat spaces on specific topics, ideas or areas of interest. Create a new space, suggest a meet up & connect.


Whova



The Flux 2020 Congress

Sep 9 - 12, 2020

Sponsor level:  
Bronze

 [Amazon Web Services](#)

Organizing your own event? ▾

Lauren Moline ▾

MAIN NAVIGATION

Home

Agenda

Attendees

**Community**

Sponsors

Posters

Messages 2

RESOURCES

Session Q&A

Speakers

Whova Guides

Add a topic or social group

Sea...

Meet-ups

Active (0) ▾

Suggest a Meet

Functional Brain Networks

1 new message • 6:56 AM

+ Follow

Public outreach and citizen science

1 new message • 12:46 AM

+ Follow

Prosocial development in adolescence

1 new message • 12:46 AM

+ Follow

Using fMRI to study social

## Posters:

The poster hall lists all 250+ posters presenting at the Flux Virtual Congress. Upon entering the poster hall, you will see the posters listed starting with a number. #1 are those presenting in the first poster session on Sept 10<sup>th</sup>, #2 & #3 are the second and third poster sessions held at different times on Sept 11<sup>th</sup>. We have asked poster presenters to be available at the poster to present their research during the allotted poster session time, but you can view their work, video, PDF posters, etc. at anytime throughout the conference. Feel free to reach out to the poster presenters via direct message to follow up on anything of interest.

If you wish to search for a specific topic, click the drop-down box that says “All Exhibitors” to view those posters grouped by one specific topic.

You can also search for the presenter’s name, words from the title of their poster or poster number in the provided search box.

**YOU CAN REFERENCE THAT THE POSTER ABSTRACT BOOK WILL BE AVAILABLE ON THE WEBSITE FOR REVIEW PRIOR TO THE CONGRESS**

The image displays two screenshots of the Whova website interface for 'The Flux 2020 Congress' (Sep 9 - 12, 2020).

**Left Screenshot:** The 'Posters' section is active in the main navigation. The poster list shows:

- 1-F-26
- 1-G-27 Early Childhood Cognitive and Academic Performance: 1-G-27
- 1-G-28 Late childhood stress and neurocognitive 1-G-28
- 1-G-29 Hippocampal structure as mechanism linking violence 1-G-29
- 1-G-30 Deprivation, but not threat, as a

**Right Screenshot:** The 'All Exhibitors' dropdown menu is open, showing a list of topics:

- All Exhibitors
- A - Executive Functioning
- B - Socioemotional Processing
- C - Learning
- D - Rewards/Motivation
- E - Education
- F - Memory
- FIT'NG Poster
- G - Environment (Stress, SES)
- H - Brain Structure
- I - Networks
- J - Mechanisms (hormones, neurotransmitters, physiology)
- K - Methods
- L - Clinical Populations

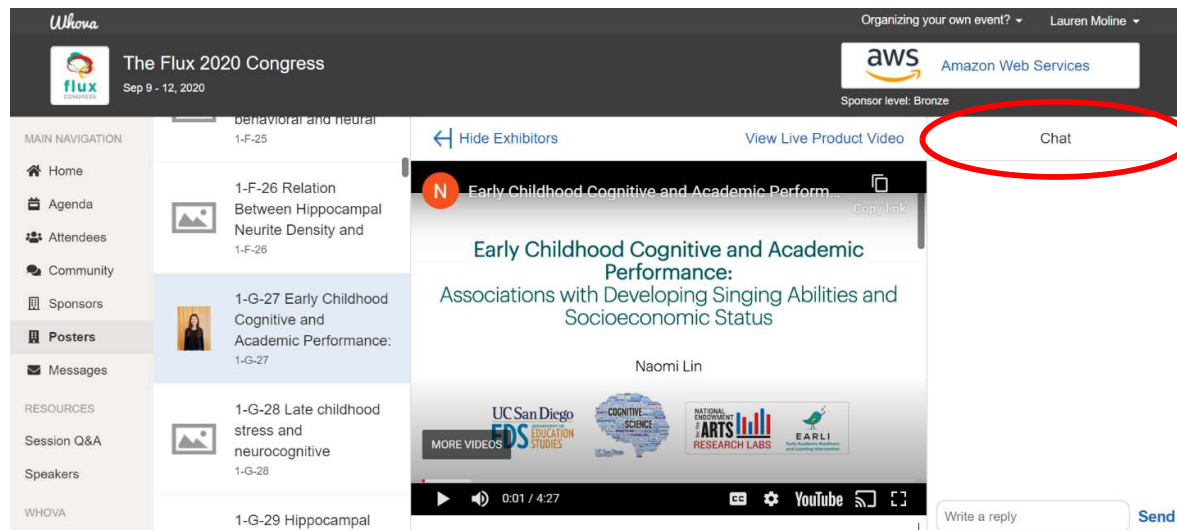
## Poster booths:

Posters booths themselves include a video upload, which will play upon arrival.

If you scroll down within the booth, you will see the presenter's contact information, the list of authors from the poster with their affiliations, the full abstract, and any PDF uploads from that presenter.

You can also chat or leave messages with the poster presenter on the right-hand side.

For those who have created a live Zoom link to chat face to face with attendees, you can access this by clicking on "View Live Product Video" as indicated below.



Type messages and chat by text here

Scroll down for more on this poster